



DIMECO FLEXIPRESS



FLEXILINES

FLEXIBLE MANUFACTURING SYSTEMS



Description

Flexipress is a mechanic press, specific for punching and small embossing processes, with a fixed stroke and a high capacity.

The machine is equipped with an electro welded and stabilized frame.

4 guiding columns drive the mobile mass, allowing de-centering the dies, being able to work at any part of the table surface, such as cutting.

The eccentric shaft, set in the lower part, with pneumatic clutch and double safety pneumatic valve, is driven by an asynchronous motor and frequency variation.

Crankshaft in lower side. Drive transmission by belt and electro-pneumatic clutch-brake

Mechanization of lower table to allow scrap's fall and tooling to be referenced.

Automatic lubrication with centralized recirculation of oil, guarantees the mechanic stability.

The high working speed, up to 150 strokes per minute, depending on the types, allows a high production.

The Flexipress has a Comprehensive fairing, in order to protect the operator, including the door closed detectors, linked to the line control.

The press is controlled from the band feeder electronic.

Advantages

- All the required tools belonging to the same family (or more families) are set on the table.
- Every tooling is individually driven by a selector.
- Total flexibility for variable band feeding.
- Total flexibility to modify the speed.

Flexipresses are an essential element for the metallic parts flexible and continuous manufacturing systems



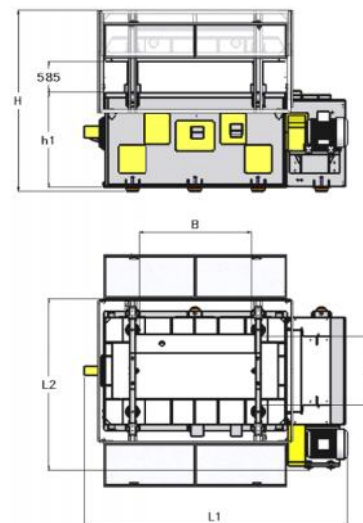
Flexipress incorporated in a flexible line for highway safety barriers manufacturing.

FLEXIBLE PUNCHING

Technical data

F Tons	Type	Table length mm	Band width mm
60	FP60 C10	1000	700
	FP60 C17	1750	
	FP60 C25	2500	
	FP60 G10	1000	1050
	FP60 G17	1750	
	FP60 G25	2500	
80	FP80 C10	1000	700
	FP80 C17	1750	
	FP80 C25	2500	
	FP80 C30	3000	
	FP80 G10	1050	1050
	FP80 G17	1750	
	FP80 G25	2500	
	FP80 G30	3000	
100	FP100 C10	1000	700
	FP100 C17	1750	
	FP100 C25	2500	
	FP100 C30	3000	1050
	FP100 G10	1000	
	FP100 G17	1750	
	FP100 G25	2500	
130	FP100 G30	3000	
	FP130 G17	1750	1050
	FP130 G25	2500	
	FP130 G30	3000	

Dimensions



Type	A	B	L1	L2	h1	H
C10	700	1000	2950	1900	1450	2750
C17	700	1750	3680	1900	1450	2750
C25	700	2500	4430	1900	1450	2750
C30	700	3000	4930	1900	1450	2750
G10	1050	1000	2950	2260	1450	2750
G17	1050	1750	3680	2260	1450	2750
G25	1050	2500	4430	2260	1450	2750
G30	1050	3000	4930	2260	1450	2750





 **DIMECO**